



ENGLISH



PREMIUM PATIENT REPOSITIONING SYSTEM

PREMIUM GLIDE SHEET

Patient Turning/Transfer Sheet

PREMIUM 30-DEGREE SUPPORT WEDGE SET

Freestanding Patient Positioner, Reusable

Intended Use of the Device*

TurnAssist® is a therapeutic medical device used for assisting the repositioning of patients, who are otherwise unable to reposition themselves, to prevent a pressure injury from occurring at an at-risk area, especially the sacrum.

***NOTE:** Follow your medical facility's protocol and guidelines for repositioning and turning patients.



Indications

- Bedridden patients who are unable to reposition themselves
- Prevention of pressure injuries in a bedridden patient who is at-risk for the development of a pressure injury

Contraindications

- Allergy to material
- Open wound (ulcer)
- Infection

Warnings

- Do not use the TurnAssist® Repositioning System to lift or transport a patient.
- Chlorine based cleaners, hot water washing, and high temperature drying may cause damage to the TurnAssist® Repositioning System and decrease its lifetime.
- **Do not use the TurnAssist® Repositioning System to lift or transport a patient.**

Cautions

- Position properly underneath the patient. Refer to the IFU for proper turning and repositioning instructions.
- Make sure the hospital bed brakes are locked so as to not allow movement of the bed while using the TurnAssist®.
- ***NOTE:** Follow your medical facility's protocol and guidelines for repositioning and turning patients.

Sizing

- Standard Sheet: up to 300 lbs. Weight Limit (34.5 in x 58 in) Standard Wedge: Upper - 18 in x 9 in x 6 in
Standard Wedge: Lower - 14 in x 9 in x 6 in
- Standard Sheet: up to 136 kg Weight Limit (87.63cm x 147.32cm)
- Bariatric Sheet: **Discontinued in 2022** Standard Wedge: Upper - 45.72cm x 22.86cm x 15.24cm
Standard Wedge: Lower - 35.56cm x 22.86cm x 15.24cm

Composition

Materials Specifications:

- Polyurethane Coated Polyester Cloth
- Polyester Mesh Cloth
- Polyester Checked Cloth
- Nylon Thread
- Poly Vinyl Chloride and Polyester Blend Cloth
- Polypropylene Handles
- Polyurethane Foam

Components of TurnAssist® Premium Repositioning System (Incontinence pads not included)*

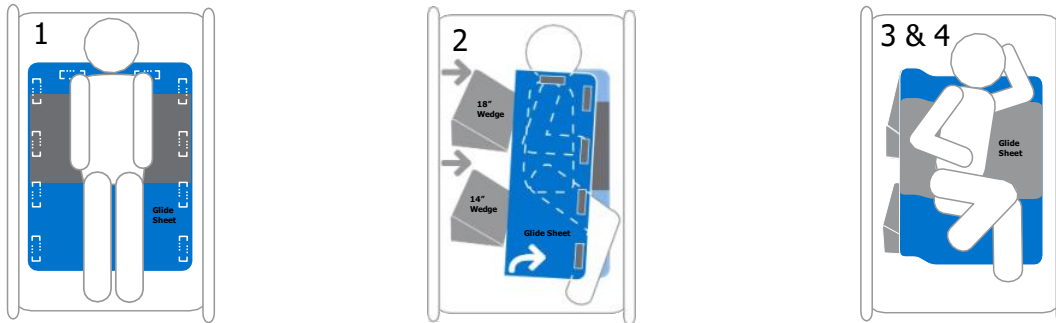
- One (1) Glide Sheet
- One (1) Large 18" 30° Wedge
- One (1) Small 14" 30° Wedge
- NOTE: Glide Sheet and Wedge sets can be purchased separately

TurnAssist® Features

- The TurnAssist® has a triple-layer glide sheet. The top layer features a durable, fluid proof and antimicrobial material that provides flexibility and reduces shear.
- The middle layer keeps air moving while cushioning the body and redistributing more pressure. The bottom layer is manufactured with micro-holes that allow for greater ventilation.
- Sturdy double-stitched handles that allow for easy four way repositioning.
- 18" upper torso 30° wedge and 14" lower torso 30° wedge customized for application.
- For Single Patient-Multiple Use.

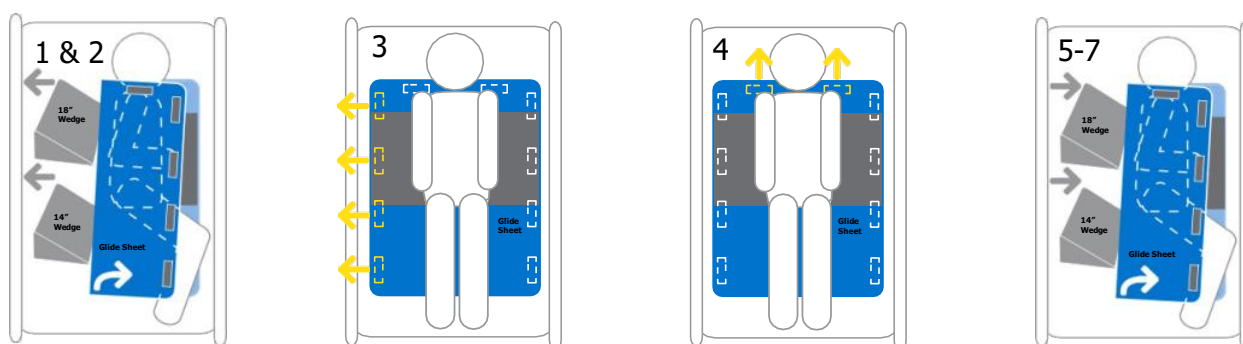
Application (set the brakes on the hospital bed)

1. Place TurnAssist® glide sheet under the patient, placing the top of the sheet just slightly above the shoulders. Place an incontinence pad over the glide sheet for incontinent patients.
2. To offload the sacrum, place the 30° wedges under the glide sheet. Gently turn the patient on their side and fold the glide sheet on top of the patient. Position the larger 18" wedge under the upper torso of the patient just above the sacrum and the smaller 14" wedge under the lower torso of the patient just below the sacrum. Adjust the wedges to maximize support and ensure proper positioning.
3. Check to see the sacrum is completely offloaded by sliding your hand underneath the area of the sacrum.
4. Lay the glide sheet back over the wedges and gently allow the patient to lay back.



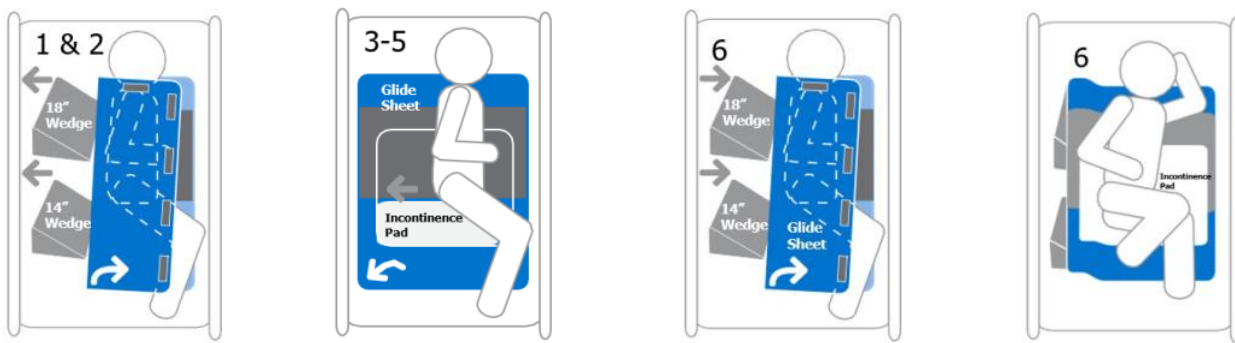
Repositioning Patient

1. Gently turn the patient on their side using the TurnAssist® glide sheet and fold the glide sheet over the patient.
2. Hold the wedge handles and remove each wedge from underneath the patient.
3. Gently allow the patient to lay back down flat on the glide sheet.
4. Hold the top handle of the glide sheet with one hand and the appropriate side handle of the glide sheet with the other hand to slide the patient up and down the bed until proper positioning has been achieved.
5. To offload the sacrum, place the 30° wedges under the glide sheet. Gently turn the patient on their side and fold the glide sheet on top of the patient. Position the larger 18" wedge under the upper torso of the patient just above the sacrum and the smaller 14" wedge under the lower torso of the patient just below the sacrum. Adjust the wedges to maximize support and ensure proper positioning.
6. Check to see the sacrum is completely offloaded by sliding your hand underneath the area of the sacrum.
7. Lay the glide sheet back over the wedges and gently allow the patient to lay back.



To Replace Incontinence Pad (Note: Incontinence pads are not included with the TurnAssist® Repositioning System, please consult your medical facility's protocol and guidelines for pad selection and use.)

1. Gently turn the patient on their side using the TurnAssist® glide sheet and fold the glide sheet over the patient.
2. Hold the wedge handles and remove each wedge from underneath the patient.
3. Gently allow the patient to lay back down flat on the glide sheet.
4. Gently turn the patient from side-to-side using the TurnAssist® glide sheet, remove the incontinence pad, and discard the incontinence pad as mandated by your medical facility's protocol.
5. Gently turn the patient from side-to-side using the TurnAssist® glide sheet and place a new incontinence pad underneath the patient.
6. Appropriately reposition the patient and offload the sacrum if indicated as described above under Repositioning.



Instructions for Care (Note: Follow your medical facility's protocol and guidelines on use of disinfectants and safe handling of soiled laundry.)

For Lighter Soils

1. Wipe down the TurnAssist® glide sheet and covered wedges with mild soap and water or with your hospital approved disinfectant wipe/spray.
2. Make sure the TurnAssist® glide sheet and covered wedges are completely dry before using with a patient.

For Heavier Soils

1. Machine wash the TurnAssist® glide sheet and empty wedge covers on delicate cycle in warm water (40°C/105°F).
2. Machine dry the TurnAssist® glide sheet and empty wedge covers in low heat (below 50°C/120°F).

For Foam Wedges

1. Remove foam wedges from wedge covers.
2. hospital approved disinfectant wipe.
3. Launder wedge covers as directed for the TurnAssist® glide sheet above (do not wash the foam inserts).

WARNING: Chlorine based cleaners, hot water washing, and high temperature drying may cause damage to the TurnAssist®.



Consult Instructions for Use



EN-ENGLISH

ES-ESPAÑOL

DE-DEUTSCH

DA-DANSK

FR-FRANÇAIS

IT-ITALIANO

LT-LIETUVŲ KALBA

NL-DUTCH

NO-NORSK

PL-POLSKI

PT-PORTUGUÊS

PT-B PORTUGUÊS BRASIL

RO-ROMÂNĂ

SK-SLOVENSKÝ JAZYK

SL-SLOVENŠČINA

SV-SVENSKA

TL-TAGALOG

TR-TÜRKÇE



Walgreen Health Solutions, LLC

1316 Sherman Avenue

Evanston, IL 60201

Phone: (847) 328-9540

Email: info@walgreenhealthsolutions.com

www.walgreenhealthsolutions.com Made in Canada

CH

REP

EC

REP

MedEnvoy

Prinses Margrietplantsoen 33 - Suite 123

2595 AM The Hague

The Netherlands

Emergo Europe B.V

Prinsessegracht 20

2514 AP The Hague

The Netherlands

Freestanding Patient Positioner, Reusable



ES	Posicionador de paciente independiente, reutilizable
DE	Freistehender Patientenpositionierer, wiederverwendbar
DA	Fritstående patientpositioner, genanvendelig
FR	Positionneur de patient autonome, réutilisable
IT	Posizionatore paziente indipendente, riutilizzabile
LT	Laisvai pastatomas paciento padėties įtaisas, daugkartinis
NL	Vrijstaande patiëntversteller, herbruikbaar
NO	Frittstående pasientposisjonør, gjenbrukbar
PL	Wolnostojący pozycjoner pacjenta, wielokrotnego użytku
PT	Posicionador autónomo do paciente, reutilizável
PT-B	Posicionador autónomo do paciente, reutilizável
RO	Poziționator independent pentru pacient, reutilizabil
SV	Fristående patientpositioner, återanvändbar
SK	Voľne stojace polohovadlo pacienta, opakovane použiteľné
SL	Samostoječi pozicioner za paciente, za večkratno uporabo
TL	Freestanding positioner reusable pasyente
TR	Bağımsız Hasta Konumlandırıcı, Yeniden Kullanılabilir

Patient Turning/Transfer Sheet

ES	Sábana para movilización de pacientes mediante giro
DE	Umbetthilfe, Abbiegehilfe
DA	Vendelagen til patientflytning
FR	Drap de transfert d'un patient par coulissement/roulement
IT	Lenzuolo di rotazione per trasferimento di pazienti
LT	Paciento perkėlimo besivyniojanti paklodė
NL	Draailaken voor het verplaatsen van patiënten
NO	Forflytningsutstyr, vendelaken
PL	Płyta obrotowa do przenoszenia pacjenta
PT	Lençol para transferência e mudança de posição de doentes
PT-B	Lençol para transferência e mudança de posição
RO	Folie d întoarcere pentru transferul pacienților
SV	Patientförflytning, vändhjälp
SK	Presun pacienta, rotácia pacienta
SL	Gibanje pacienta, rotacija pacienta
TL	Alalay lipot pagliko patients
TR	Hasta transferi, Hasta rotasyonu

WHS-IFU-TA2021118CA-R-G

Walgreen Health Solutions, LLC © 2021



Single Patient - Multiple Use

ES	Paciente único - Uso múltiple
DE	Einzelpatient – Mehrfachverwendun
DA	Enkelt patient - flergangsbrug
FR	Patient unique - Usage multiple
IT	Singolo paziente - Uso multiplo
LT	Vienas pacientas – daugkartinis naudojimas
NL	Eén patiënt - meervoudig gebruik
NO	Enkeltpasient - Flerbruk
PL	Jeden pacjent — wiele zastosowań
PT	Paciente Único - Uso Múltiplo
PT-B	Paciente único - Uso múltiplo
RO	Pacient unic - Utilizare multiplă
SV	Enstaka patient - Flera användningsområden
SK	Jeden pacient – viacnásobné použitie
SL	En bolnik - večkratna uporaba
TL	bawat pasyente - ng iba
TR	Tek Hasta - Çoklu Kullanım



Consult Instructions for Use

ES	Consultar instrucciones de uso
DE	Konsultieren Sie die Gebrauchsanweisung lesen
DA	Se brugsanvisningen
FR	Consulter les instructions d'utilisation
IT	Consultare le istruzioni per l'uso
LT	Pasikonsultuokite naudoti naudojimą instrukcijas
NL	Raadpleeg de instructies voor gebruik
NO	Kontakt instruksjonene for bruk
PL	Skonsultuj się z instrukcjami do użycia
PT	Consulte as instruções de uso
PT-B	Consulte as instruções de uso
RO	Consultați instrucțiunile de utilizare
SV	Konsultera bruksanvisningen
SK	Konzultujte pokyny na použitie
SL	Oglejte si navodila za uporabo
TL	Sasangguni tagubilin gamitin
TR	Kullanım için talimatlara danışın



Unique Device Identifier

ES	Identificador de dispositivo único
DE	Eindeutige Geräteerkennung
DA	Unikt enheds Identifikator
FR	Identifiant unique de l'appareil
IT	Identificatore univoco del dispositivo
LT	Unikalus įrenginio identifikatorius
NL	Unieke apparaatindicator
NO	Unik enhetsidentifikator
PL	Unikalny identyfikator urządzenia
PT	Identificador Único de Dispositivo
PT-B	Indicador único de dispositivo
RO	Identificator unic de dispozitiv
SV	Unik enhetsidentifierare
SK	Jedinečný identifikátor zariadenia
SL	Edinstven indikator naprave
TL	Tulali banta identifier
TR	Benzersiz Cihaz Tanımlayıcı



Latex-Free (Not Made with Natural Rubber Latex)

ES	Sin látex
DE	Latexfrei
DA	Latex fri
FR	Sans latex
IT	Senza latex
LT	Be latekso
NL	Latex vrij
NO	Uten latex
PL	Bez lateksu
PT	Látex grátis
PT-B	Sem látex
RO	Fără latex
SV	Latex fri
SK	Bez latexu
SL	Brez lateksa
TL	Walang Latex
TR	Lateks içermez

MD Medical Device

ES	Dispositivo médico
DE	Medizinprodukt
DA	Medicinsk udstyr
FR	Dispositif médical
IT	Dispositivo medico
LT	Medicininis prietaisais
NL	Medisch apparaat
NO	Medisinsk enhet
PL	Urządzenie medyczne
PT	Aparelho médico
PT-B	Aparelho médico
RO	Aparat medical
SV	Medicinsk utrustning
SK	Lekárska pomôcka
SL	Medicinski pripomoček
TL	Gamit Medikal
TR	Tıbbi cihaz

**Importer**

ES	Importador
DE	Importeur
DA	Importør
FR	Importateur
IT	Importatore
LT	Importuotojas
NL	Importeur
NO	Importør
PL	Importer
PT	Importador
PT-B	Importador
RO	Importator
SV	Importör
SK	Dovozca
SL	Uvoznik
TL	Mang-aangkat
TR	İthalatçı

**Keep Dry and Away from Direct Sunlight**

ES	Manténgase seco y alejado de la luz solar directa
DE	Trocken und vor direkter Sonneneinstrahlung schützen
DA	Hold dig tør og væk fra direkte sollys
FR	Garder sèche et loin de la lumière directe du soleil
IT	Mantieniti asciutto e lontano dalla luce solare diretta
LT	Laikykite sausas ir toli nuo tiesioginių saulės spindulių
NL	Droog en uit de buurt van direct zonlicht houden
NO	Hold deg tørr og vekk fra direkte sollys
PL	Przechowywać w suchym miejscu i z dala od bezpośredniego światła słonecznego
PT	Mantenha seco e longe da luz solar direta
PT-B	Manter seco e afastado da luz direta do sol
RO	Păstrați uscare și departe de lumina directă a soarelui
SV	Håll torr och bort från direkt solljus
SK	Uchovávať v suchu a mimo dosahu priameho slnečného svetla
SL	Hranite suho in stran od neposredne sončne svetlobe
TL	At ang tuyong ang magtuturo sa sunlight
TR	Kuru ve doğrudan güneş ışığından uzak durun